



Travel Diary

NEW YORK

MY TRAVEL DIARY

GUESS WHAT?! FOR MY LAST HOLIDAY, I TRAVELLED TO THE BIG APPLE WHERE I STAYED AT MY FRIEND'S, JESSICA.



THE FLIGHT

SO, I TOOK THE PLANE AND FLEW FROM NOUMEA TO NYC. IT FELT LIKE THE LONGEST TRIP EVER! IT LASTED FOR 29 HOURS!



THE ARRIVAL

WHEN I ARRIVED AT THE AIRPORT, JESS PICKED ME UP AND WE TOOK ONE OF THOSE YELLOW CABS, JUST LIKE IN THE MOVIES ... I WAS SO EXCITED!



WE DROVE FOR 40 MIN. TO GET TO MANHATTAN. I DIDN'T WANT TO MISS A THING! SUDDENLY, I SAW THE CITY'S SKYLINE, OUT OF THE WINDOW. IT WAS SO HUGE, SO TALL!

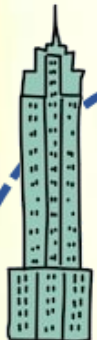
WHEN WE GOT TO JESSICA'S FLAT, IT WAS DARK AND I FELT EXHAUSTED. BUT I COULD STILL HEAR THE CITY LIFE. TAXI HORNS, POLICE SIRENS... THEY WERE CALLING ME! I HAD TO GET BACK TO THE STREETS! SO WE WENT OUT AGAIN... THE NIGHT WAS BUSY WITH PEOPLE, NOISE, LIGHTS, COLOURS... THERE I WAS, IN THE CITY THAT NEVER SLEEPS!



THE SKYLINE

DAY 1 - SKYSCRAPERS AND THE VILLAGE

THANKS TO THE TIME DIFFERENCE, I _____ (TO WAKE UP) AT 6 AM THAT MORNING. AS IT WAS MY FIRST PROPER DAY, I _____ (TO DECIDE) TO DO SOMETHING REALLY TOURISTY!



FIRST, I _____ (TO GO) TO THE TOP OF THE ROCKEFELLER CENTER ... THE VIEWS OF THE EMPIRE STATE BUILDING AND OF THE CHRYSLER BUILDING _____ (TO BE) GORGEOUS. IT _____ (TO BE) SO QUIET YET YOU _____ (CAN) SEE EVERYTHING GOING ON FROM UP THERE.

THEN I _____ (TO WALK) DOWN 5TH AVENUE AND I _____ (TO SEE) THE FLATIRON BUILDING, DEFINITELY MY FAVORITE! AND THEN, I _____ (TO TAKE) THE SUBWAY TO MEET WITH JESSICA.



WE _____ (TO MEET) IN GREENWICH VILLAGE AND WE _____ (TO HAVE) LUNCH IN A RESTAURANT IN THE BUILDING WHERE THE "FRIENDS" LIVED IN THE TV SHOW!

AFTER THAT, JESSICA _____ (TO LEAVE) FOR WORK AND I _____ (TO SPEND) THE AFTERNOON IN WASHINGTON SQUARE WHERE I _____ (TO WATCH) THE STREET ARTISTS ... FINALLY, I _____ (TO COME) BACK BY 7 PM... WHAT A DAY!!





AFTER THAT, JESSICA _____ (TO LEAVE) FOR WORK AND I _____ (TO SPEND) THE AFTERNOON IN WASHINGTON SQUARE WHERE I _____ (TO WATCH) THE STREET ARTISTS ... FINALLY, I _____ (TO COME) BACK BY 7 PM... WHAT A DAY!!

WE _____ (TO MEET) IN GREENWICH VILLAGE AND WE _____ (TO HAVE) LUNCH IN A RESTAURANT IN THE BUILDING WHERE THE "FRIENDS" LIVED IN THE TV SHOW!



WHEN WE GOT TO JESSICA'S FLAT, IT WAS DARK AND I FELT EXHAUSTED. BUT I COULD STILL HEAR THE CITY LIFE: TAXI HORNS, POLICE SIRENS... THEY WERE CALLING ME! I HAD TO GET BACK TO THE STREETS! SO WE WENT OUT AGAIN... THE NIGHT WAS BUSY WITH PEOPLE, NOISE, LIGHTS, COLOURS... THERE I WAS, IN THE CITY THAT NEVER SLEEPS!



WE DROVE FOR 40 MIN. TO GET TO MANHATTAN. I DIDN'T WANT TO MISS A THING! SUDDENLY, I SAW THE CITY'S SKYLINE, OUT OF THE WINDOW. IT WAS SO HUGE, SO TALL!

WHEN I ARRIVED AT THE AIRPORT, JESS PICKED ME UP AND WE TOOK ONE OF THOSE YELLOW CABS. JUST LIKE IN THE MOVIES... I WAS SO EXCITED!



THE ARRIVAL

SO, I TOOK THE PLANE AND FLEW FROM NOUMEA TO NYC. IT FELT LIKE THE LONGEST TRIP EVER! IT LASTED FOR 29 HOURS!



THE FLIGHT

GUESS WHAT?! FOR MY LAST HOLIDAY, I TRAVELLED TO THE BIG APPLE WHERE I STAYED AT MY FRIEND'S, JESSICA.



NEW YORK

MY TRAVEL DIARY

DAY 1 - SKYSCRAPERS AND THE VILLAGE

THANKS TO THE TIME DIFFERENCE, I _____ (TO WAKE UP) AT 6 AM THAT MORNING. AS IT WAS MY FIRST PROPER DAY, I _____ (TO DECIDE) TO DO SOMETHING REALLY TOURISTY!

FIRST, I _____ (TO GO) TO THE TOP OF THE ROCKEFELLER CENTER ... THE VIEWS OF THE EMPIRE STATE BUILDING AND OF THE CHRYSLER BUILDING _____ (TO BE) GORGEOUS. IT _____ (TO BE) SO QUIET YET YOU _____ (CAN) SEE EVERYTHING GOING ON FROM UP THERE.



THE FLIGHT

SO, I TOOK THE PLANE AND FLEW FROM NOUMEA TO NYC. IT FELT LIKE THE LONGEST TRIP EVER! IT LASTED FOR 29 HOURS!

WHEN I ARRIVED AT THE AIRPORT, JESS PICKED ME UP AND WE TOOK ONE OF THOSE YELLOW CABS. JUST LIKE IN THE MOVIES... I WAS SO EXCITED!

WE DROVE FOR 40 MIN. TO GET TO MANHATTAN. I DIDN'T WANT TO MISS A THING! SUDDENLY, I SAW THE CITY'S SKYLINE, OUT OF THE WINDOW. IT WAS SO HUGE, SO TALL!



WHEN WE GOT TO JESSICA'S FLAT, IT WAS DARK AND I FELT EXHAUSTED. BUT I COULD STILL HEAR THE CITY LIFE: TAXI HORNS, POLICE SIRENS... THEY WERE CALLING ME! I HAD TO GET BACK TO THE STREETS! SO WE WENT OUT AGAIN... THE NIGHT WAS BUSY WITH PEOPLE, NOISE, LIGHTS, COLOURS... THERE I WAS, IN THE CITY THAT NEVER SLEEPS!

A. Algrin

NEW YORK

MY TRAVEL DIARY

GUESS WHAT?! FOR MY LAST HOLIDAY, I TRAVELLED TO THE BIG APPLE WHERE I STAYED AT MY FRIEND'S, JESSICA.

FIRST, I _____ (TO GO) TO THE TOP OF THE ROCKEFELLER CENTER ... THE VIEWS OF THE EMPIRE STATE BUILDING AND OF THE CHRYSLER BUILDING _____ (TO BE) GORGEOUS. IT _____ (TO BE) SO QUIET YET YOU _____ (CAN) SEE EVERYTHING GOING ON FROM UP THERE.



THE ARRIVAL

WHEN I ARRIVED AT THE AIRPORT, JESS PICKED ME UP AND WE TOOK ONE OF THOSE YELLOW CABS. JUST LIKE IN THE MOVIES... I WAS SO EXCITED!

WE DROVE FOR 40 MIN. TO GET TO MANHATTAN. I DIDN'T WANT TO MISS A THING! SUDDENLY, I SAW THE CITY'S SKYLINE, OUT OF THE WINDOW. IT WAS SO HUGE, SO TALL!

WHEN WE GOT TO JESSICA'S FLAT, IT WAS DARK AND I FELT EXHAUSTED. BUT I COULD STILL HEAR THE CITY LIFE: TAXI HORNS, POLICE SIRENS... THEY WERE CALLING ME! I HAD TO GET BACK TO THE STREETS! SO WE WENT OUT AGAIN... THE NIGHT WAS BUSY WITH PEOPLE, NOISE, LIGHTS, COLOURS... THERE I WAS, IN THE CITY THAT NEVER SLEEPS!



AFTER THAT, JESSICA _____ (TO LEAVE) FOR WORK AND I _____ (TO SPEND) THE AFTERNOON IN WASHINGTON SQUARE WHERE I _____ (TO WATCH) THE STREET ARTISTS ... FINALLY, I _____ (TO COME) BACK BY 7 PM... WHAT A DAY!!



DAY 1 - SKYSCRAPERS AND THE VILLAGE

THANKS TO THE TIME DIFFERENCE, I _____ (TO WAKE UP) AT 6 AM THAT MORNING. AS IT WAS MY FIRST PROPER DAY, I _____ (TO DECIDE) TO DO SOMETHING REALLY TOURISTY!



FIRST, I _____ (TO GO) TO THE TOP OF THE ROCKEFELLER CENTER ... THE VIEWS OF THE EMPIRE STATE BUILDING AND OF THE CHRYSLER BUILDING _____ (TO BE) GORGEOUS. IT _____ (TO BE) SO QUIET YET YOU _____ (CAN) SEE EVERYTHING GOING ON FROM UP THERE.

THEN I _____ (TO WALK) DOWN 5TH AVENUE AND I _____ (TO SEE) THE FLATIRON BUILDING, DEFINITELY MY FAVORITE! AND THEN, I _____ (TO TAKE) THE SUBWAY TO MEET WITH JESSICA.

WE _____ (TO MEET) IN GREENWICH VILLAGE AND WE _____ (TO HAVE) LUNCH IN A RESTAURANT IN THE BUILDING WHERE THE "FRIENDS" LIVED IN THE TV SHOW!

NEW YORK

MY TRAVEL DIARY

DAY 1 - SKYSCRAPERS AND THE VILLAGE

THANKS TO THE TIME DIFFERENCE, I _____ (TO WAKE UP) AT 6 AM THAT MORNING. AS IT WAS MY FIRST PROPER DAY, I _____ (TO DECIDE) TO DO SOMETHING REALLY TOURISTY!

FIRST, I _____ (TO GO) TO THE TOP OF THE ROCKEFELLER CENTER ... THE VIEWS OF THE EMPIRE STATE BUILDING AND OF THE CHRYSLER BUILDING _____ (TO BE) GORGEOUS. IT _____ (TO BE) SO QUIET YET YOU _____ (CAN) SEE EVERYTHING GOING ON FROM UP THERE.



THE FLIGHT

SO, I TOOK THE PLANE AND FLEW FROM NOUMEA TO NYC. IT FELT LIKE THE LONGEST TRIP EVER! IT LASTED FOR 29 HOURS!

WHEN I ARRIVED AT THE AIRPORT, JESS PICKED ME UP AND WE TOOK ONE OF THOSE YELLOW CABS. JUST LIKE IN THE MOVIES... I WAS SO EXCITED!

WE DROVE FOR 40 MIN. TO GET TO MANHATTAN. I DIDN'T WANT TO MISS A THING! SUDDENLY, I SAW THE CITY'S SKYLINE, OUT OF THE WINDOW. IT WAS SO HUGE, SO TALL!



WHEN WE GOT TO JESSICA'S FLAT, IT WAS DARK AND I FELT EXHAUSTED. BUT I COULD STILL HEAR THE CITY LIFE: TAXI HORNS, POLICE SIRENS... THEY WERE CALLING ME! I HAD TO GET BACK TO THE STREETS! SO WE WENT OUT AGAIN... THE NIGHT WAS BUSY WITH PEOPLE, NOISE, LIGHTS, COLOURS... THERE I WAS, IN THE CITY THAT NEVER SLEEPS!

A. Algrin

Séance 4

1. Jane a passé une super journée à New York : regarde les photos et les souvenirs qu'elle a ramenés!

a. Numérote les souvenirs selon l'ordre chronologique

b. En marquant l'ordre chronologique, reconstitue sa journée

▶ astuce: utilise ces verbes : *to buy* – *to go to* – *to have* – *to take (a selfie)* – *to watch*



1. Jane a passé une super journée à New York : regarde les photos et les souvenirs qu'elle a ramenés!

a. Numérote les souvenirs selon l'ordre chronologique

b. En marquant l'ordre chronologique, reconstitue sa journée

▶ astuce: utilise ces verbes : *to buy – to go to – to have – to take (a selfie) – to watch*



1. Jane a passé une super journée à New York : regarde les photos et les souvenirs qu'elle a ramenés!

a. Numérote les souvenirs selon l'ordre chronologique

b. En marquant l'ordre chronologique, reconstitue sa journée

▶ astuce: utilise ces verbes : *to buy – to go to – to have – to take (a selfie) – to watch*



1. Jane a passé une super journée à New York : regarde les photos et les souvenirs qu'elle a ramenés!

a. Numérote les souvenirs selon l'ordre chronologique

b. En marquant l'ordre chronologique, reconstitue sa journée

▶ astuce: utilise ces verbes : *to buy – to go to – to have – to take (a selfie) – to watch*



1. Jane a passé une super journée à New York : regarde les photos et les souvenirs qu'elle a ramenés!

a. Numérote les souvenirs selon l'ordre chronologique

b. En marquant l'ordre chronologique, reconstitue sa journée

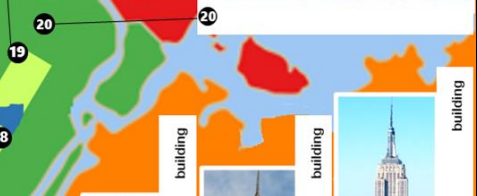

▶ astuce: utilise ces verbes : *to buy – to go to – to have – to take (a selfie) – to watch*



Séance 5

Best Landmarks and Attractions in New York

A. Algrim



NEW JERSEY

The Bronx

Manhattan

Queens

Brooklyn

Staten Island

TOP 10
ATTRACTIONS
OF
NEW YORK

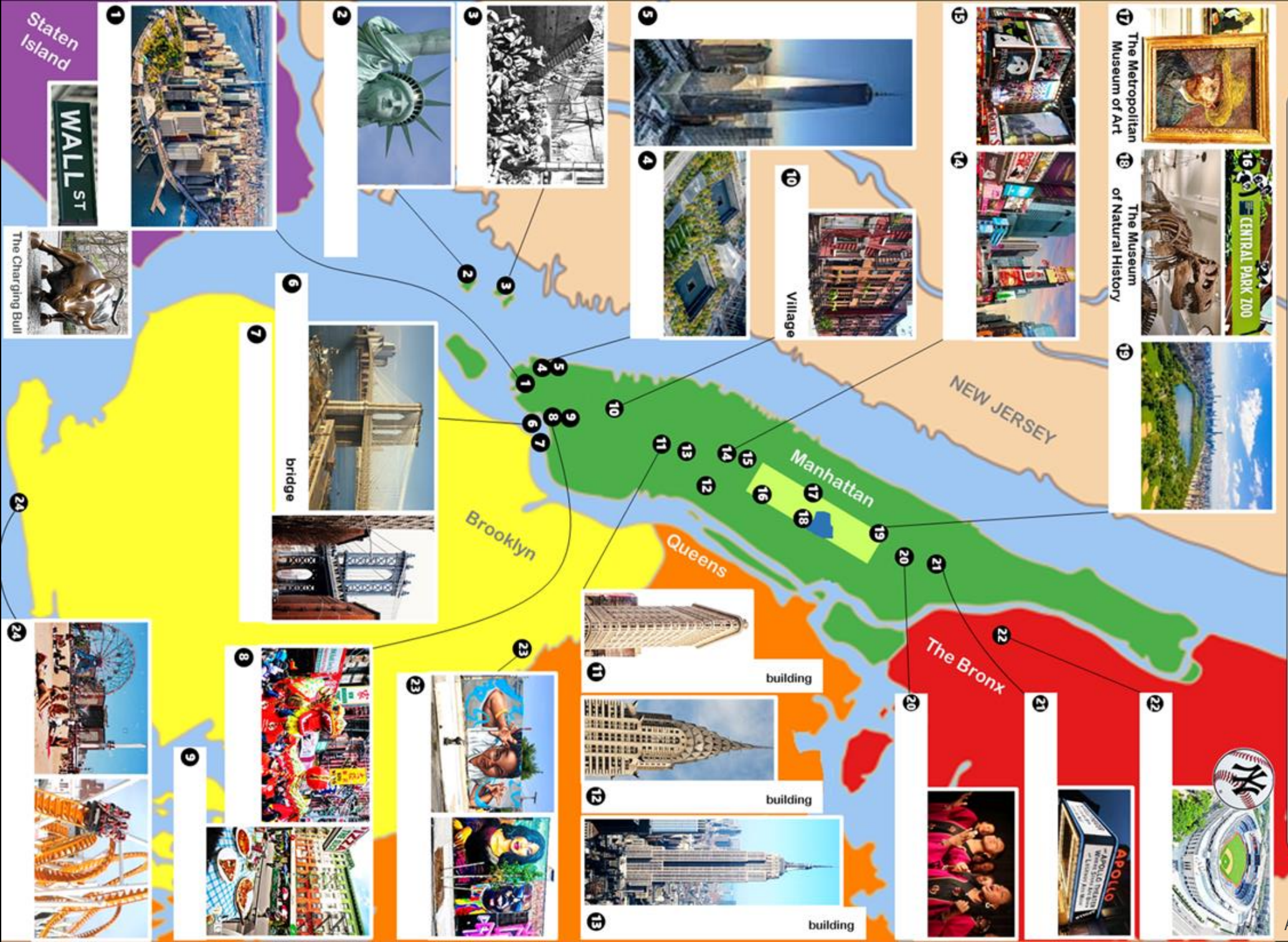
Best Landmarks and Attractions in New York

A-Algrim



- a. a concert at the Apollo
- b. a gospel mass (in Harlem)
- c. Broadway
- d. Central Park
- e. Chinatown
- f. Coney Island
- g. Ellis Island
- h. Greenwich Village
- i. Little Italy
- j. the 9/11 Memorial
- k. street art (in Bushwick)
- l. the Brooklyn Bridge
- m. the Chrysler Building
- n. the Empire State Building
- o. the Financial District
- p. the Flatiron Building
- q. the Freedom Tower
- r. the Manhattan Bridge
- s. the Statue of Liberty
- t. the Yankee Stadium
- u. Times Square

Best Landmarks and Attractions in New York



17 The Metropolitan Museum of Art



18 The Museum of Natural History



16 CENTRAL PARK ZOO



14



15



10 Village



5



11 building



12 building



13 building



3



2



6 bridge



7



8



9



23



23



1

Staten Island



The Charging Bull

24



24



24

► Name these landmarks

1

2

3

4

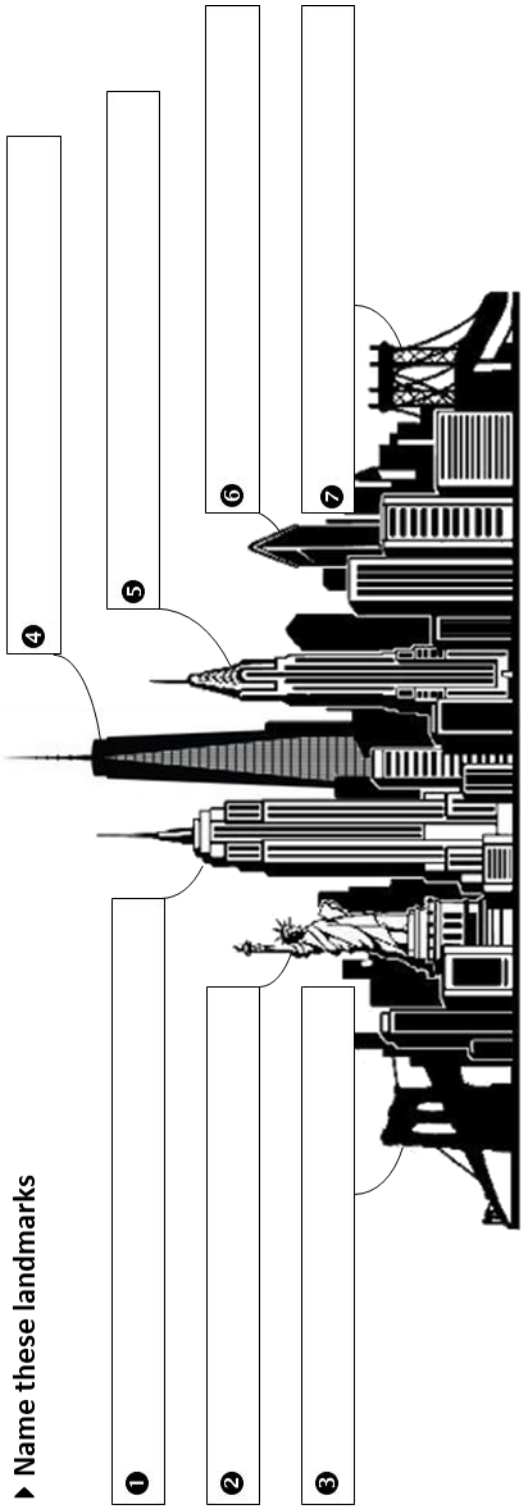
5

6

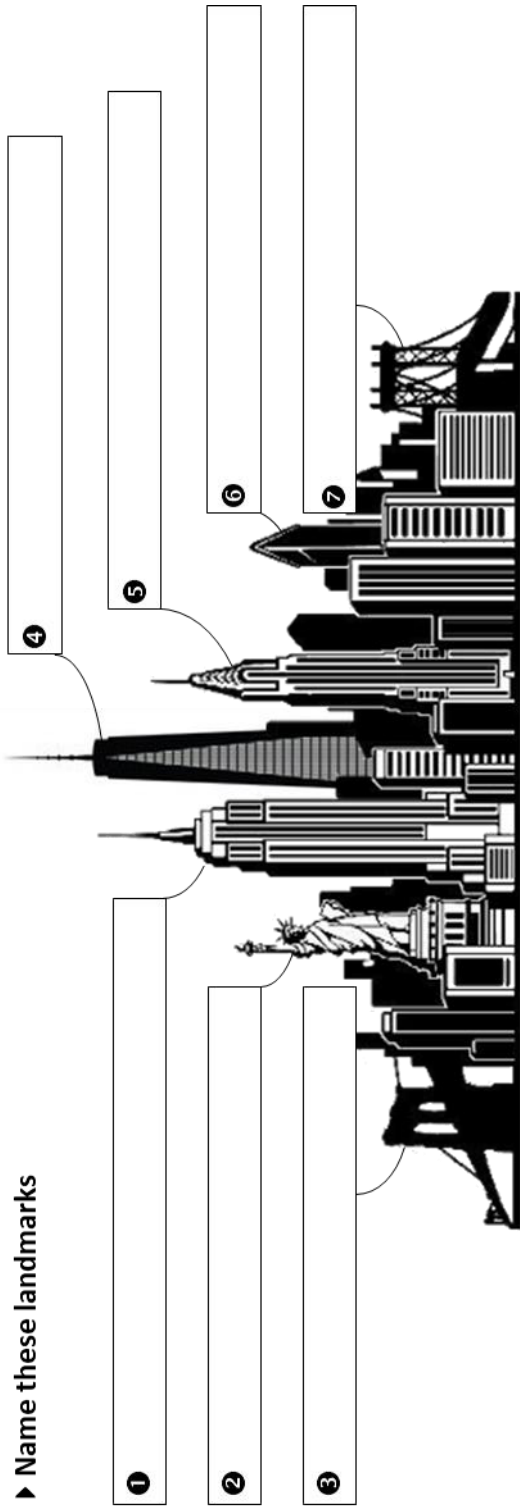
7



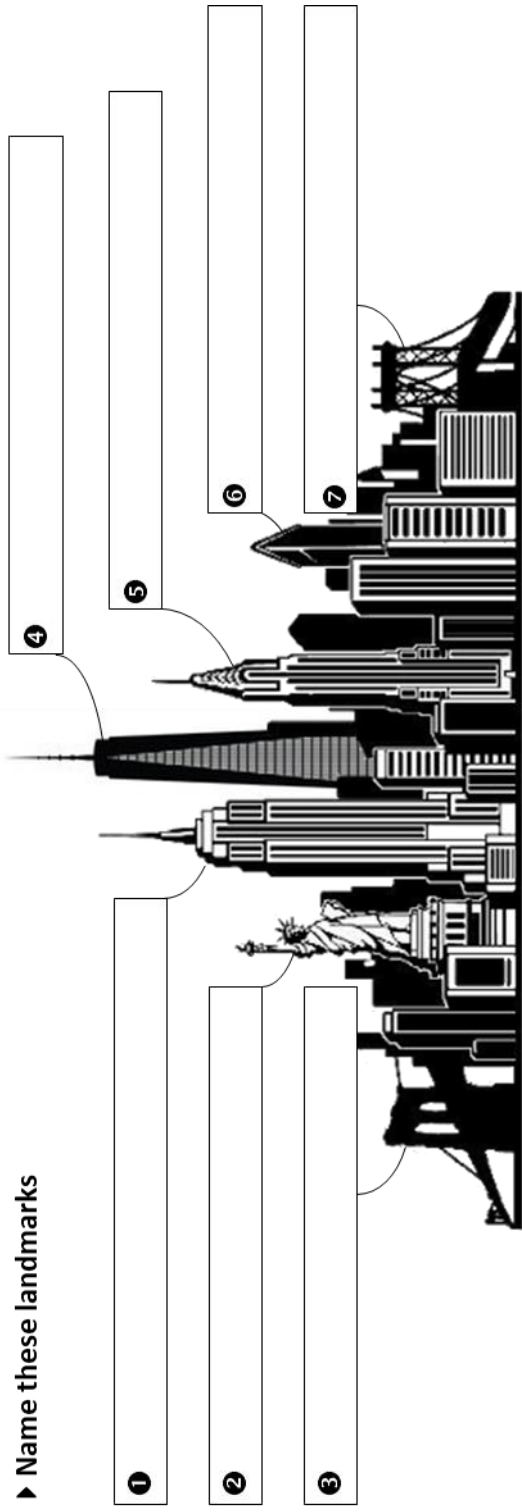
► Name these landmarks



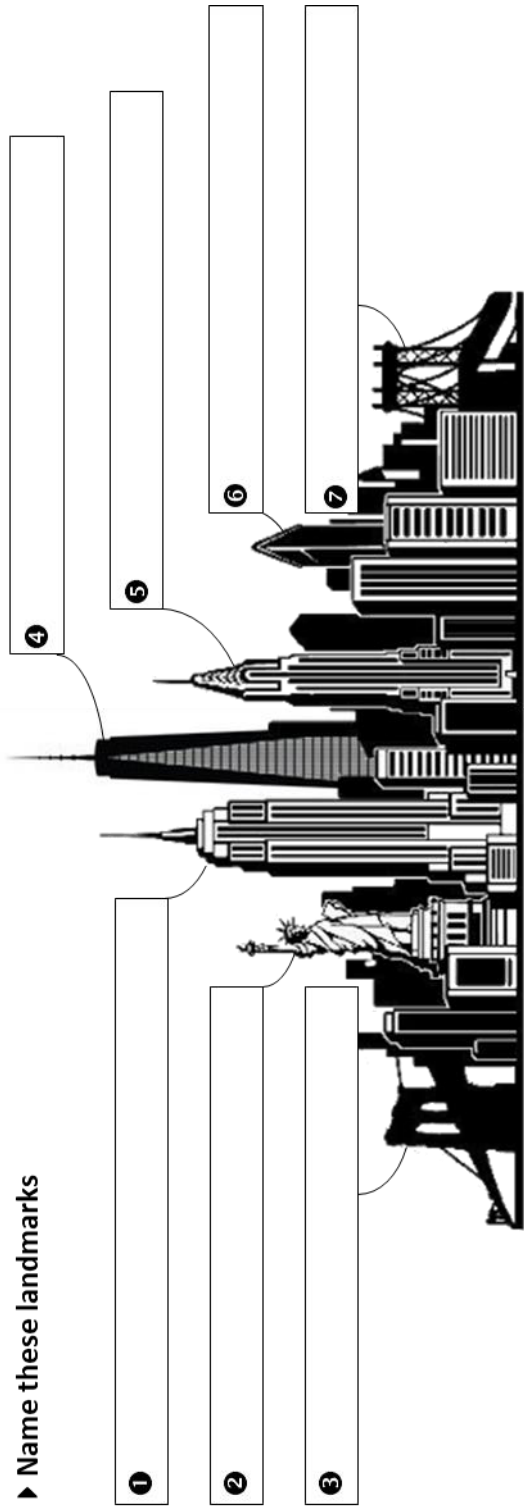
► Name these landmarks



► Name these landmarks



► Name these landmarks



Séance 6



CO - Kim est une américaine originaire de Californie qui visite New York pour la première fois...

- ▶ Ecoute, et essaie de reconstituer sa journée d'hier
 - a. Note en colonne le numéro des lieux où elle s'est rendue (ou qu'elle a regardés de loin)
 - b. Ré-écoute, et, à chaque fois, précise ce qu'elle a fait (ou d'autres détails)

The map shows the following numbered locations and their corresponding photos:

- 1: Wall St (Sign)
- 2: Statue of Liberty
- 3: The Metropolitan Museum of Art
- 4: A park area
- 5: A street scene
- 6: A bridge (Brooklyn Bridge)
- 7: Aerial view of Manhattan
- 8: A street scene with a dragon
- 9: A Ferris wheel
- 10: A street scene
- 11: The Chrysler Building
- 12: A street scene
- 13: A street scene
- 14: A street scene
- 15: The Freedom Tower
- 16: A street scene
- 17: The Metropolitan Museum of Art
- 18: The Museum of Natural History
- 19: A street scene
- 20: A street scene
- 21: A street scene
- 22: A street scene
- 23: A street scene
- 24: A street scene

Séance 7


Kevin, le calédonien, est allé jusqu'à au sommet de l'Empire State Building ... Ecris son itinéraire en 5 phrases!

▶ Astuce #1: marque la **chronologie**

▶ Astuce #2 : utilise les verbes en anglais pour dire

❶ *conduire* ❷ *voler (en avion)* ❸ *prendre le métro* ❹ *marcher* ❺ *prendre l'ascenseur (to ride the elevator)*

▶ Astuce #3 : utilise bien : **from** pour indiquer le point de départ et **to** pour préciser la destination




Kevin, le calédonien, est allé jusqu'à au sommet de l'Empire State Building ... Ecris son itinéraire en 5 phrases!

▶ Astuce #1 : marque la **chronologie**

▶ Astuce #2 : utilise les verbes en anglais pour dire

① conduire ② voler (en avion) ③ prendre le métro ④ marcher ⑤ prendre l'ascenseur (to ride the elevator)

▶ Astuce #3 : utilise bien : **from** pour indiquer le point de départ et **to** pour préciser la destination



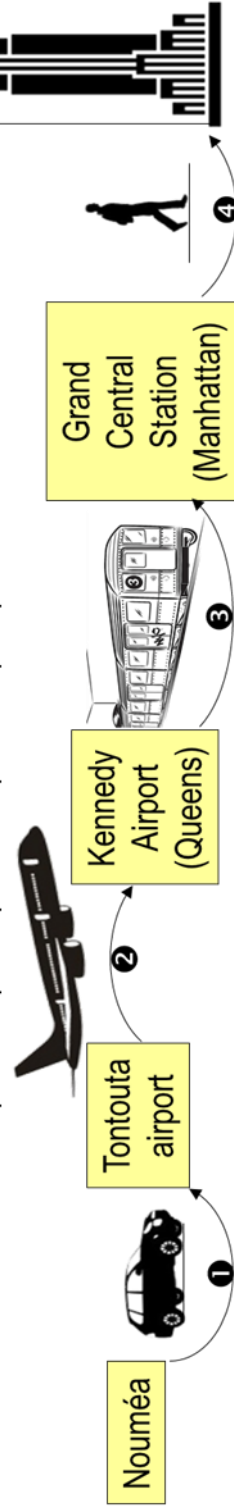
Kevin, le calédonien, est allé jusqu'à au sommet de l'Empire State Building ... Ecris son itinéraire en 5 phrases!

▶ Astuce #1 : marque la **chronologie**

▶ Astuce #2 : utilise les verbes en anglais pour dire

① conduire ② voler (en avion) ③ prendre le métro ④ marcher ⑤ prendre l'ascenseur (to ride the elevator)

▶ Astuce #3 : utilise bien : **from** pour indiquer le point de départ et **to** pour préciser la destination



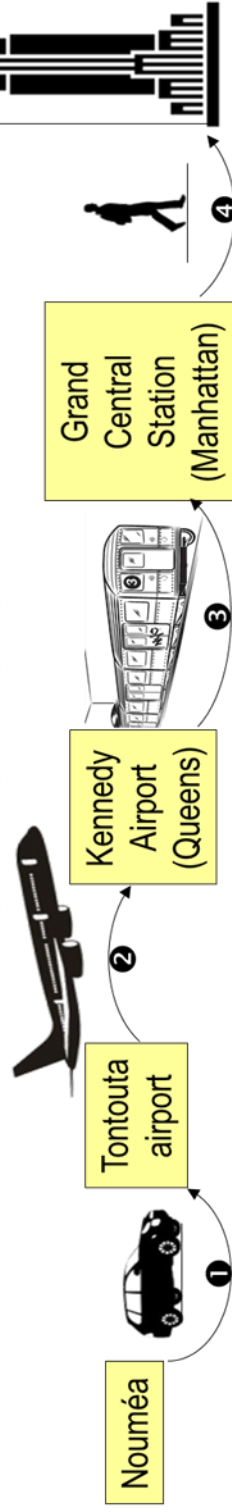
Kevin, le calédonien, est allé jusqu'à au sommet de l'Empire State Building ... Ecris son itinéraire en 5 phrases!

▶ Astuce #1 : marque la **chronologie**

▶ Astuce #2 : utilise les verbes en anglais pour dire

① conduire ② voler (en avion) ③ prendre le métro ④ marcher ⑤ prendre l'ascenseur (to ride the elevator)

▶ Astuce #3 : utilise bien : **from** pour indiquer le point de départ et **to** pour préciser la destination




Kevin, le calédonien, est allé jusqu'à au sommet de l'Empire State Building ... Ecris son itinéraire en 5 phrases!

▶ Astuce #1 : marque la **chronologie**

▶ Astuce #2 : utilise les verbes en anglais pour dire











① conduire ② voler (en avion) ③ prendre le métro ④ marcher ⑤ prendre l'ascenseur (to ride the elevator)

▶ Astuce #3 : utilise bien : **from** pour indiquer le point de départ et **to** pour préciser la destination






















Séance 8











Je sais interroger mon camarade sur son voyage

	My trip	My friend's
 Destination (to go to)		
 Date of departure (to leave)		
 Duration of the trip (to last)		
 Accommodation (to stay)	<input type="checkbox"/> <input type="checkbox"/> in a hotel <input type="checkbox"/> <input type="checkbox"/> in a camping site <input type="checkbox"/> <input type="checkbox"/> other: _____	<input type="checkbox"/> <input type="checkbox"/> at a friend's <input type="checkbox"/> <input type="checkbox"/> a campervan
 Landmarks (to see)		
Other activity (What else did you do?)		
 Nightlife (to do at night)	to go to ... <input type="checkbox"/> <input type="checkbox"/> a baseball game <input type="checkbox"/> <input type="checkbox"/> a concert <input type="checkbox"/> <input type="checkbox"/> a disco	to go to see ... <input type="checkbox"/> <input type="checkbox"/> a movie <input type="checkbox"/> <input type="checkbox"/> a play <input type="checkbox"/> <input type="checkbox"/> a musical
 Local food? (to try)		
 Shopping (to buy)		
 Opinion about your trip (to be)		

Where did you go?
 When did you leave?
 How long did the trip last?
 Where did you stay?
 What did you see?
 What else did you do?
 What did you do at night?
 What food did you try?
 What did you buy?
 How was your trip?

	My trip	My friend's
 Destination <i>(to go to)</i>		
 Date of departure <i>(to leave)</i>		<div style="border: 1px solid red; background-color: yellow; padding: 2px; display: inline-block;">Me</div>
 Duration of the trip <i>(to last)</i>		<div style="border: 1px solid red; background-color: yellow; padding: 2px; display: inline-block;">My friend</div>
 Accommodation <i>(to stay)</i>	<input type="checkbox"/> <input type="checkbox"/> in a hotel <input type="checkbox"/> <input type="checkbox"/> in a camping site <input type="checkbox"/> <input type="checkbox"/> other: _____	<input type="checkbox"/> <input type="checkbox"/> at a friend's <input type="checkbox"/> <input type="checkbox"/> a campervan
 Landmarks <i>(to see)</i>		
Other activity <i>(What else did you do?)</i>		
 Nightlife <i>(to do at night)</i>	to go to ... <input type="checkbox"/> <input type="checkbox"/> a baseball game <input type="checkbox"/> <input type="checkbox"/> a concert <input type="checkbox"/> <input type="checkbox"/> a disco	to go to see ... <input type="checkbox"/> <input type="checkbox"/> a movie <input type="checkbox"/> <input type="checkbox"/> a play <input type="checkbox"/> <input type="checkbox"/> a musical
 Local food? <i>(to try)</i>		
 Shopping <i>(to buy)</i>		
 Opinion about your trip <i>(to be)</i>		

	My trip	My friend's
 Destination <i>(to go)</i>		
 Date of departure <i>(to leave)</i>		
 Duration of the trip <i>(to last)</i>		
 Accommodation <i>(to stay)</i>	<input type="checkbox"/> <input type="checkbox"/> in a hotel <input type="checkbox"/> <input type="checkbox"/> in a camping site <input type="checkbox"/> <input type="checkbox"/> other: _____	<input type="checkbox"/> <input type="checkbox"/> at a friend's <input type="checkbox"/> <input type="checkbox"/> a campervan
 Landmarks <i>(to see)</i>		
Other activity <i>(What else did you do?)</i>		
 Nightlife <i>(to do at night)</i>	to go to ... <input type="checkbox"/> <input type="checkbox"/> a baseball game <input type="checkbox"/> <input type="checkbox"/> a concert <input type="checkbox"/> <input type="checkbox"/> a disco	to go to see ... <input type="checkbox"/> <input type="checkbox"/> a movie <input type="checkbox"/> <input type="checkbox"/> a play <input type="checkbox"/> <input type="checkbox"/> a musical
 Local food? <i>(to try)</i>		
 Shopping <i>(to buy)</i>		
 Opinion about your trip <i>(to be)</i>		

	My trip	My friend's
 Destination <i>(to go)</i>		
 Date of departure <i>(to leave)</i>		
 Duration of the trip <i>(to last)</i>		
 Accommodation <i>(to stay)</i>	<input type="checkbox"/> <input type="checkbox"/> in a hotel <input type="checkbox"/> <input type="checkbox"/> in a camping site <input type="checkbox"/> <input type="checkbox"/> other: _____	<input type="checkbox"/> <input type="checkbox"/> at a friend's <input type="checkbox"/> <input type="checkbox"/> a campervan
 Landmarks <i>(to see)</i>		
Other activity <i>(What else did you do?)</i>		
 Nightlife <i>(to do at night)</i>	to go to ... <input type="checkbox"/> <input type="checkbox"/> a baseball game <input type="checkbox"/> <input type="checkbox"/> a concert <input type="checkbox"/> <input type="checkbox"/> a disco	to go to see ... <input type="checkbox"/> <input type="checkbox"/> a movie <input type="checkbox"/> <input type="checkbox"/> a play <input type="checkbox"/> <input type="checkbox"/> a musical
 Local food? <i>(to try)</i>		
 Shopping <i>(to buy)</i>		
 Opinion about your trip <i>(to be)</i>		

Séance 9



My trip

Where did you go?



Destination
(to go)

I went to New York City

When did you leave?



Date of departure (to leave)

I left on december the 20th

How long did the trip last?



Duration of the trip (to last)

The trip lasted 30 hours

Where did you stay?



Accommodation
(to stay)

I stayed in a 3-star hotel in Greenwich Village

What did you see?



Landmarks
(to see)

I saw the Statue of Liberty

What else did you do?

Other activity
(What else did you do?)

And I went up to the top of the Empire State Building

What did you do at night?



Nightlife
(to do at night)

I saw a musical in Broadway

What food did you try?



Local food?
(to try)

I tried a bagel with spread cheese ... I loved it It tasted so good!

What did you buy?



Shopping
(to buy)

I bought a lot of M&M's in the M&M's store in Times Square

How was your trip?



Opinion about your trip (to be)

Its was amazing! It was the best ever! I loved every minute of it!