


Je raconte

5^{ème}

Séance 1



Alan

Bethy

Charles

Denis

Elen

Fiona

Pfuuit

Yeepee!!

?!

Oh no!

Oops!


...!

A. Algrin

How do they sound ?

disappointed - excited - fed up


pleased - surprised - sorry



Séance 2

How do they

sound ?





_____ (Mortel!)

_____ (Quel dommage!) _____ (pas de bol!)

_____ (Ca ne vaut rien!)

_____ (Ne m'en parle pas) _____ (Encore!)

_____ (vraiment?)

_____ (Sans blagues'??)

It was ... _____
(ennuyeux à mourir)

_____ (nul)

_____ (pourri)

It was _____



fed up



excited



A. Algrin


surprised



disappointed



sorry



pleased

Awesome! Again!

Bad luck!

Dead boring

Don't ask!

Fabulous!

Fantastic! Great!

That's a shame

I can't believe it!

It's rubbish!

It's the best ever!

Lousy!

No kidding??

Oh my gosh!

Really?

Rotten!

Wicked!!

(Mortel!!)

(Quel dommage!)

(pas de bol!)

(Ca ne vaut rien!)

(vraiment?)

It was ...

(ennuyeux à mourir)

It was



(Ne m'en parle pas)

(Encore!)

(Sans blagues'??)

(nul)

(pourri)



fed up

excited

surprised

disappointed

sorry

pleased

A. Algrin

Wicked!! *(Mortel!!)* Oh my gosh!
I can't believe it!
It's the best ever!


It's rubbish! *(Ca ne vaut rien!)*
Don't ask! *(Ne m'en parle pas)* Again! *(Encore!)*

That's a shame... *(Quel dommage...)* Bad luck... *(Pas de bol...)*

Really?
(Vraiment?)
No kidding??
(Sans blagues??)

It was ... dead boring!
(ennuyeux à mourir)
...lousy! *(nul)*
...rotten! *(pourri)*

It was... great!
... fabulous!
... awesome!
... fantastic!



fed up

excited

surprised

disappointed


sorry

pleased

(Mortel!!!)

(Ca ne vaut rien!)

(Ne m'en parle pas!) (encore!)



(Vraiment?)

(Sans blagues??)



(Quel dommage!)

(Pas de bol!)

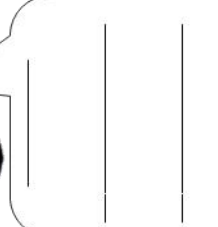
It was ...

(ennuyeux à mourir)

(nul)

(pouffi)


It was ...



(Mortel!!!)

(Ca ne vaut rien!)

(Ne m'en parle pas!) (encore!)



(Vraiment?)

(Sans blagues??)



(Quel dommage!)

(Pas de bol!)

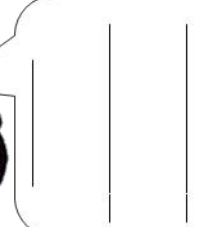
It was ...

(ennuyeux à mourir)

(nul)

(pouffi)


It was ...



(Mortel!!!)

(Ca ne vaut rien!)

(Ne m'en parle pas!) (encore!)



(Vraiment?)

(Sans blagues??)



(Quel dommage!)

(Pas de bol!)

It was ...

(ennuyeux à mourir)

(nul)

(pouffi)

It was ...



Preparation Time

It's Monday morning, the all important question is "How was your weekend?"


- Listen to these classmates: how do they sound?  p. 124



fed up



excited



surprised



disappointed



sorry



pleased



Astuces

Entraîne-toi à deviner le sens d'un message à partir du **ton employé** et des **mots accentués** que tu as pu repérer.

- What did they do last weekend? Listen again.
- Practise reacting and asking questions, then, in pairs, act out the dialogues. Mind the tone of your voice! 



Rhythm'n sounds




WB p. 57

- La terminaison *-ed* dans les verbes et adjectifs : *watched* – *excited*
- Les verbes irréguliers : *came* – *went* – *saw*



How was your weekend?

- Think about your weekend (real or imaginary).
- Turn to your neighbour and start a typical Monday morning conversation!



Did you have a nice weekend?

Yeah, I had a great time...

WICKED!

Awesome!

I'M SICK AND TIRED OF...

That's a shame!

Fabulous!

Dead boring!

NO KIDDING!


Preparation time



- 1 Listen to four short conversations about last weekend. How do Sean/Mira, Dan/Sandra, Betty/Tim, Alice/Julia sound?

You: In conversation 1 Mira sounds ... and Sean sounds ...

Script
p. 120



- 2 Listen again to each conversation and spot the matching document.

A **B** **C** **D** **E**

- 3 Now recap: how do they sound and why?

You: Mira sounds ... because she ...

Now, speak!

First, practise your pronunciation



- Prononciation de -ed
- Les sons /s/, /n/, /v/, /d/, /e/ dans le prétérit de verbes irréguliers

About last weekend

Ask and answer questions about last weekend. Your answers can be real or imaginary! Use the right tone of voice to express your feelings.



Séance 3

Note :	Compétence	
/10	A+	A
	C	E

3 _____

4 _____

6 _____

1 _____

2 _____

5 _____

Surprised

7 _____

8 _____

Disappointed

9 _____

10 _____

Sorry

Pleased



Nom : _____

Classe : 50

3

Pour chacun trouve 1 ou 2 expressions s'agissant de son weekend

Use the margin

△ Don't write anything here, not even the date △

Stick your piece of paper like this, on a new page

To note down the answer just write the number of the dialogue inside the box



What did they do last weekend?



⊗ trainers

What did they do last weekend?



to do ⇒ **did** (*my homework*)



to read ⇒ **read** (*a comic book*)
/green/ /red/



to watch ⇒ **watched** (*TV*)



to play ⇒ **played** (*video games*)



to surf ⇒ **surf** (*the web*)



to ride ⇒ **rode** (*my bike*)
/yellow/



to win ⇒ **won** (*a competition*)



to lose ⇒ **lost**



⊖ trainers

to buy ⇒ **bought**
/door/



to go ⇒ **went** (*to a party*)

Note : Compétence

A+ A

C E

/10

3 _____
4 _____

Excited

1 _____
2 _____

Fed up

5 _____

Surprised

7 _____
8 _____

Disappointed

9 _____
10 _____

Pleased

6 _____

Sorry

Note : Compétence

A+ A

C E

/10

3 _____
4 _____

Excited

1 _____
2 _____

Fed up

5 _____

Surprised

7 _____
8 _____

Disappointed

9 _____
10 _____

Pleased

6 _____

Sorry

Note : Compétence

A+ A

C E

/10

3 _____
4 _____

Excited

1 _____
2 _____

Fed up

5 _____

Surprised

7 _____
8 _____

Disappointed

9 _____
10 _____

Pleased

6 _____

Sorry

Note : Compétence

A+ A

C E

/10

3 _____
4 _____

Excited

1 _____
2 _____

Fed up

5 _____

Surprised

7 _____
8 _____

Disappointed

9 _____
10 _____

Pleased

6 _____

Sorry

Note : Compétence

A+ A

C E

/10

3 _____
4 _____

Excited

1 _____
2 _____

Fed up

5 _____

Surprised

7 _____
8 _____

Disappointed

9 _____
10 _____

Pleased


6 _____

Sorry

Classe : 50



Pour chacun trouve 1 ou 2 expressions s'agissant de son weekend



Séance 4

My friend's weekend...



How was your weekend? _____

Did you...

no yes (details)

...help at home? _____

... do your homework? _____

... play with a friend? _____

... watch TV? _____

... surf the web? _____

...read ? _____

... ride your bike? _____

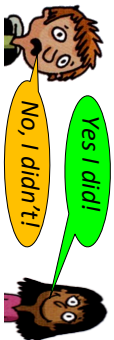
... go out? _____

... go shopping? _____

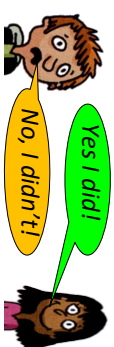
... go to a friend's? _____

Other activity? _____

My friend's weekend...



My friend's weekend...



How was your weekend? _____

How was your weekend? _____

Did you... **no** **yes** (details)

Did you... **no** **yes** (details)

...help at home? _____

...help at home? _____

...do your homework? _____

...do your homework? _____

...play with a friend? _____

...play with a friend? _____

...watch TV? _____

...watch TV? _____

...surf the web? _____

...surf the web? _____

...read? _____

...read? _____

...ride your bike? _____

...ride your bike? _____

...go out? _____

...go out? _____

...go shopping? _____

...go shopping? _____

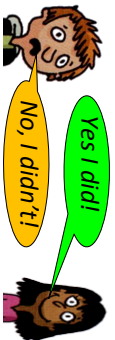
...go to a friend's? _____

...go to a friend's? _____

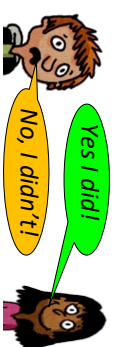
Other activity? _____

Other activity? _____

My friend's weekend...



My friend's weekend...



How was your weekend? _____

How was your weekend? _____

Did you... **no** **yes** (details)

Did you... **no** **yes** (details)

...help at home? _____

...help at home? _____

...do your homework? _____

...do your homework? _____

...play with a friend? _____

...play with a friend? _____

...watch TV? _____

...watch TV? _____

...surf the web? _____

...surf the web? _____

...read? _____

...read? _____

...ride your bike? _____

...ride your bike? _____

...go out? _____

...go out? _____

...go shopping? _____

...go shopping? _____

...go to a friend's? _____

...go to a friend's? _____

Other activity? _____

Other activity? _____

Séance 5



a) Listen and link the verbs to their past forms.



go •
buy •



see •
do •
give •



say •
wake up •



take •
come •
leave •

- said
- gave
- woke up
- left
- bought
- went
- saw
- came
- took
- did

	Base verbale	Prétérit	Traduction
1	be <i>/green/</i>	/ <i>/girl/</i>	
2	become	<i>/grey/</i>	
3	buy <i>/white/</i>	<i>/door/</i>	
4	come	<i>/grey/</i>	
5	do	<i>/pink/</i>	
6	drink <i>/pink/</i>	<i>/black/</i>	
7	eat <i>/green/</i>	<i>/grey/</i>	
8	fall <i>/door/</i>	<i>/red/</i>	
9	find <i>/white/</i>	<i>/brown/</i>	
10	give <i>/pink/</i>	<i>/grey/</i>	

⇒ Regarde
dans les dernières
pages de ton manuel

⇒ Regarde
dans les dernières
pages de ton manuel

	Base verbale	Prétérit	Traduction
11	go /yellow/	/red/	
12	have		
13	leave /green/	/red/	
14	lose /blue/		
15	make /grey/	/grey/	
16	meet /green/	/red/	
17	read /green/	/red/	
18	ride /white/	/yellow/	
19	run	/black/	
20	say /grey/	/red/	

	Base verbale	Prétérit	Traduction
21	see /green/	/door/	
22	sit /pink/	/black/	
23	sleep /green/	/red/	
24	speak /green/	/yellow/	
25	stand	/book/	
26	swim /pink/	/black/	
27	take /grey/	/book/	
28	w <u>a</u> ke up / grey/	/yellow/	
29	win /pink/	/dog/	
30	write /white/	/yellow/	

⇒ Regarde
dans les dernières
pages de ton manuel



go •

buy •

see •

do •

give •

say •

wake up •

take •

come •

leave •



go •

buy •

see •

do •

give •

say •

wake up •

take •

come •

leave •

• said

• gave

• woke up

• left

• bought

• went

• saw

• came

• took

• did

• said

• gave

• woke up

• left

• bought

• went

• saw

• came

• took

• did



go •

buy •

see •

do •

give •

say •

wake up •

take •

come •

leave •



go •

buy •

see •

do •

give •

say •

wake up •

take •

come •

leave •

• said

• gave

• woke up

• left

• bought

• went

• saw

• came

• took

• did

• said

• gave

• woke up

• left

• bought

• went

• saw

• came

• took

• did

Séance 6

► Lis et complète avec le verbe au prétérit correctement conjugué

« You know what?! I _____ (*to have*) so much fun last Saturday! First, in the morning, I _____ (*to swim*) at the river with my cousin. Then in the afternoon, we _____ (*to take*) hilarious pictures of his cat. After that, in the evening, we _____ (*to go*) to the cinema and we _____ (*to see*) Fast & Furious 9! During the movie, we _____ (*to eat*) pop corn and _____ (*to drink*) coke. Finally, I _____ (*to come*) back around midnight but my parents _____ (~~*to be*~~) home, so I _____ (~~*to go*~~) to bed before 2 a.m. ! ...and I _____ (*to sleep*) in until 11 on Sunday! »

Raconte cette histoire qui est arrivée la nuit dernière à Kenny et Liam...

▶ Marque la chronologie en utilisant : *first* → *then* → *after that* → *finally*

▶ Pense à utiliser ces verbes, convenablement conjugués

to find – *to open* – *to go inside* – *to see* – *to run away (ran)*

... Kenny was really happy with his joke*! (*blague) The End.




Raconte cette histoire qui est arrivée la nuit dernière à Kenny et Liam...

▶ Marque la chronologie en utilisant : *first* → *then* → *after that* → *finally*

▶ Pense à utiliser ces verbes, convenablement conjugués

to find – to open – to go inside – to see – to run away (*ran*)

... Kenny was really happy with his joke*! (*blague) The End.




Raconte cette histoire qui est arrivée la nuit dernière à Kenny et Liam...

▶ Marque la chronologie en utilisant : *first* → *then* → *after that* → *finally*

▶ Pense à utiliser ces verbes, convenablement conjugués

to find – to open – to go inside – to see – to run away (*ran*)

... Kenny was really happy with his joke*! (*blague) The End.



Raconte cette histoire qui est arrivée la nuit dernière à Kenny et Liam...

▶ Marque la chronologie en utilisant : *first* → *then* → *after that* → *finally*

▶ Pense à utiliser ces verbes, convenablement conjugués

to find – to open – to go inside – to see – to run away (*ran*)

... Kenny was really happy with his joke*! (*blague) The End.



Séance 7



wake up



buy



leave

Last Saturday, Johnny woke up very early. He bought a present for his girlfriend, then he left! He was very sad!



wake up



buy




leave



Yesterday,
someone went **somewhere** to buy **something**...

someone
(a boy)

something
(a present)



somewhere
(a shop)



Saturday night, I went somewhere...

I went to a shop and I bought something...

I bought a present and I saw someone...

I saw a poor girl and I did something...

I gave her my present and she said something...

She said « How nice! » and she did something...

She gave me a kiss and something happened!

...Well... I woke up and it was Monday morning!



3 Complète le chant suivant à l'aide de verbes.

- Last week, I someone.
- Who did you see?
- I my friend Cindy. And she gave me something.
- What did she you?
- She me a plane ticket. And I somewhere.
- Where did you go?
- I to Mexico. And I something for you.
- What did you buy?
- I a guitar. Look!

Saturday night, I went somewhere...

Saturday night, I went somewhere...

I went to a shop and I bought something...

I went to a shop and I bought something...

I bought a present and I saw someone...

I bought a present and I saw someone...

I saw a poor girl and I did something...

I saw a poor girl and I did something...

I gave her my present and she said something...

I gave her my present and she said something...



She said « How nice! » and she did something...

She said « How nice! » and she did something...

She gave me a kiss and something happened!

She gave me a kiss and something happened!

... Well... I woke up and it was Monday morning!

... Well... I woke up and it was Monday morning!

Saturday night, I went somewhere...

Saturday night, I went somewhere...

I went to a shop and I bought something...

I went to a shop and I bought something...

I bought a present and I saw someone...

I bought a present and I saw someone...

I saw a poor girl and I did something...

I saw a poor girl and I did something...

I gave her my present and she said something...

I gave her my present and she said something...



She said « How nice! » and she did something...

She said « How nice! » and she did something...

She gave me a kiss and something happened!

She gave me a kiss and something happened!

... Well... I woke up and it was Monday morning!

... Well... I woke up and it was Monday morning!

③ Complète le chant suivant à l'aide de verbes.

- Last week, I someone.
- Who did you see?
- I my friend Cindy. And she gave me something.
- What did she you?
- She me a plane ticket. And I somewhere.
- Where did you go?
- I to Mexico. And I something for you.
- What did you buy?
- I a guitar. Look!

③ Complète le chant suivant à l'aide de verbes.

- Last week, I someone.
- Who did you see?
- I my friend Cindy. And she gave me something.
- What did she you?
- She me a plane ticket. And I somewhere.
- Where did you go?
- I to Mexico. And I something for you.
- What did you buy?
- I a guitar. Look!

③ Complète le chant suivant à l'aide de verbes.

- Last week, I someone.
- Who did you see?
- I my friend Cindy. And she gave me something.
- What did she you?
- She me a plane ticket. And I somewhere.
- Where did you go?
- I to Mexico. And I something for you.
- What did you buy?
- I a guitar. Look!

③ Complète le chant suivant à l'aide de verbes.

- Last week, I someone.
- Who did you see?
- I my friend Cindy. And she gave me something.
- What did she you?
- She me a plane ticket. And I somewhere.
- Where did you go?
- I to Mexico. And I something for you.
- What did you buy?
- I a guitar. Look!

③ Complète le chant suivant à l'aide de verbes.

- Last week, I someone.
- Who did you see?
- I my friend Cindy. And she gave me something.
- What did she you?
- She me a plane ticket. And I somewhere.
- Where did you go?
- I to Mexico. And I something for you.
- What did you buy?
- I a guitar. Look!

③ Complète le chant suivant à l'aide de verbes.

- Last week, I someone.
- Who did you see?
- I my friend Cindy. And she gave me something.
- What did she you?
- She me a plane ticket. And I somewhere.
- Where did you go?
- I to Mexico. And I something for you.
- What did you buy?
- I a guitar. Look!

3 THEY TOOK PHOTOS

1 Get ready



p. 50

a) Look at the illustrations. Listen to your teacher and repeat.

Teacher: Last Saturday, Johnny woke up very early. He bought a present for his girlfriend, then he left! He was very sad!



wake up



buy



leave

b) Now it's your turn!

Listen and link the verbs to their past forms in your workbook. Then listen again and repeat.

2 Listen and speak



p. 51

- Cover up the chant, listen and write down the verbs you hear in your workbook.
- Listen and read the chant. Check your verbs. Then recap the story.
- Listen again and sing it in groups.

*y*esterday night, I went somewhere.
Where did you go? (bis)
I went to a shop. And I bought something.
What did you buy? (bis)
I bought a present. And I saw someone.
Who did you see? (bis)
I saw a poor girl. And I did something.
What did you do? (bis)
I gave her my present. And she said something.
What did she say? (bis)
She said: "How nice!". And she did something.
What did she do? (bis)
She gave me a kiss. And something happened.
What happened? (bis)
Well! I woke up and it was Monday morning!



d) Now, speak!

Invent your own chant, in groups or with the whole class.

Pupil 1: Last month, I went somewhere ...

Class: Where did you go? Where did you go?

Pupil 2: I went to China and I saw something ...

Class: What did you see? ...

MEMO

- Who did you see last week?
- I saw my friends, the Baileys.
- Did they come back yesterday?
- Yes, they did. / No, they didn't.

Practice time

Compose a jazz chant:

A jazz chant is like a poem, based on a four-beat rhythm. Practise "chanting", then compose your own jazz chant.

Saturday night, I went somewhere.


Where did you go? Where did you go?
I went to a party and I met someone.

Who did you meet? Who did you meet?
I met a witch and she did something.

What did she do? What did she do?
She took her wand and she said something.

What did she say? What did she say?
She said:
"I'm gonna turn you into a toad!"
and something happened!

What happened? What happened?
I woke up and
it was Monday morning.



SING ALONG

- 2 Cover up the chant, listen and highlight the verbs you hear. Listen again and check, then use the verbs to recap the story.



Listen to the chant again, clap your hands to the rhythm and sing along.

WRITE A CHANT

- ✍ Choose from the boxes below or find your own ideas. Then sing your chant.

Pupil 1: Last week, I went somewhere.

Class: Where did you go? Where did you go?

somewhere

- mall
- zoo
- China
- cinema
- Hawaii
- stadium



something

- a gold necklace
- a football
- a bunch of flowers
- a plane-ticket
- a million dollars



someone

- a cool boy
- a pretty girl
- a detective
- a knight
- a wizard
- a dragon



Illustrate your chant at home and stick it on the wall in your classroom.


Comment c'était « avant » ? New Enjoy 5^{ème} Didier 2012

► A toi de jouer : repère les différences avec la version « après »

Enjoy your skills

Final Task

Create a chant and join the "What happened?" competition!



• Listen and read the jazz chant. Then give a score to the story. 🎧

- The story is:
 - not too bad (1 point)
 - good (2 points)
 - original/fun (3 points)

• Sing along and clap your hands to the rhythm.

• Sing it in teams and get a score for your performance.

- | | | |
|--------------------------------------|-----------------------|-----------------------|
| - We can hear you
loud and clear: | - You sound English: | - The rhythm is good: |
| • sometimes (1 point) | • sometimes (1 point) | • sometimes (1 point) |
| • often (2 points) | • often (2 points) | • often (2 points) |
| • always (3 points) | • always (3 points) | • always (3 points) |

• Write a chant

- Practise with the class: choose from the ideas below or find your own ideas.

You: Last week, I went somewhere

Class: Where did you go? Where did you go?

- In teams, write a chant. Copy and illustrate it. Then practise singing together.

How to create a chant

First you need words, words, words

mall		stadium		a million dollars		a gold medal	
zoo		Hollywood		a secret key		a strange book	
Alaska		funfair		a treasure map		swimming goggles	
beach		haunted castle		a box of chocolates		a football	
a scary beast		a wizard		a ghost		a polar bear	
a movie star		a detective		a crazy inventor		a dragon	

• Join the competition and win the cup!

- In teams, take turns to be:
 - the jury for the singing
 - the jury for the story
 - the competitors

Give the final scores: "And the winners are..."



Séance 10

0.46 : Questions



1. Saturday night, I went somewhere...

_____?

2. _____...

_____?

3. ...

_____ and something happened!

What happened?

Well...! I woke up and it was Monday morning



to go

...somewhere



a haunted castle



a mall




the beach



the stadium

the zoo



the moon

to say
to buy
to find

...something



a golden necklace



a bunch of flowers



a million dollar



a football



a strange key



an old map

to see
to meet

...someone



a cool boy



a pretty girl



a detective



a wizard
(a witch)



a knight



a dragon

Annexes

Vote pour les meilleurs chants

(incise dans la Séquence sur les
Superlatifs)

Best drawing	Best drawing	Best drawing	Best drawing	Best drawing	Best drawing
Best drawing	Best drawing	Best drawing	Best drawing	Best drawing	Best drawing
Best drawing	Best drawing	Best drawing	Best drawing	Best drawing	Best drawing
Best drawing	Best drawing	Best drawing	Best drawing	Best drawing	Best drawing
Best drawing	Best drawing	Best drawing	Best drawing	Best drawing	Best drawing

Funniest Story	Funniest Story	Funniest Story	Funniest Story	Funniest Story	Funniest Story
Funniest Story	Funniest Story	Funniest Story	Funniest Story	Funniest Story	Funniest Story
Funniest Story	Funniest Story	Funniest Story	Funniest Story	Funniest Story	Funniest Story
Funniest Story	Funniest Story	Funniest Story	Funniest Story	Funniest Story	Funniest Story
Funniest Story	Funniest Story	Funniest Story	Funniest Story	Funniest Story	Funniest Story

