



1. Regarde l'image et identifie les personnages, puis fais la compréhension orale et relie ci-dessous

- soit, avec le fichier « 1-04 Enjoy 5ème - Meet the heroes »
- sinon, lis le dialogue plus bas...

- | | | | |
|-----------------------|---|--------------------|-------|
| <u>Oliver Preston</u> | • | • The reporter | |
| Shanti Patel | • | • The new pupil | |
| <u>Alwena Jarrett</u> | • | • The photographer | |
| Oliver Preston | • | • 14 • | • 8 B |
| <u>Shanti Patel</u> | • | • 13 • | • 9 C |
| <u>Alwena Jarrett</u> | • | • 13 1/2 • | |

Oliver: Hi! Welcome to Sandwiche Technology School...
 Alwena: Er... Thanks... but...
 Oliver: You're new here, aren't you?
 Alwena: Yes, I am...
 Oliver: I'm Oliver Preston... I'm the reporter for the school magazine... And this is Shanti Patel, she's the photographer.
 Shanti: Hi!... So what's your name?
 Alwena: I'm Alwena, Alwena Jarrett...
 Oliver: How old are you Alwena? It's for the school mag...
 Alwena: I'm 13.
 Oliver: And what year are you in?
 Alwena: I'm in 8B. What about you Shanti?
 Shanti: I'm in 9C, and Oliver is in 9C too. I'm 13 and a half and he is 14.
 Oliver: Hey, hey... girls! Sorry to interrupt but we are very busy today, so let's go Shanti!
 Shanti: All right, boss! Yes, boss! Sorry, boss!
 Oliver: Very funny! Alwena, don't forget the group photo this afternoon at 3!
 Alwena: No problem, see you then!

2. Relie les phrases à leur traduction

- | | | |
|---------------------------------------|---|---|
| a. Don't forget the group photo. | • | • Bienvenue ! |
| b. We are very busy today. | • | • Et voici Shanti. |
| c. Welcome! | • | • Désolée, patron ! |
| d. Sorry, boss! | • | • On y va. / Allons-y. |
| e. Let's go. | • | • N'oublie pas la photo de groupe. |
| f. What about you? | • | • Nous sommes très occupés aujourd'hui. |
| g. And this is Shanti. | • | • Et toi ? |

3. Réponds, ou retrouve la question que l'on avait posée

a. How old is Oliver? (réponds en toutes lettres) _____

=> Attention, en anglais on dit : *Il est âgé de 13 années et un demi !*

b. What year are you in, Alwena? _____



c. _____ ? I am in 9C !

=> Ici *year* = l'année, l'année dans le parcours scolaire, donc la classe !

- *What about **you** ? What year are **you** in ?*

- *I am in year 8, in 504 /five O four/, in Auteuil Middle School !*

Ils sont fous ces anglais!

	
8 B	5 ^{ème} B
9 C	4 ^{ème} C

Anglais / 502 – 504 / Décrire un super héros /CE

Séance 2

1. Who is who? Guess... ! (Qui est qui ? Devine... !)

► Ceci est la photo de la classe d'Alwena. Ta mission? Identifier chacun de ces 12 personnages! Commence par identifier celui que tu reconnais, **Alwena Jarrett** ! Ensuite, repère sur la photo ceux qui sont probablement des **adultes**. Puis, lis le texte ci-dessous pour trouver des indices ...Mène ton enquête patiemment, les 1^{ères} phrases ne permettent pas tout de suite d'identifier la personne en question... tu dois être sûr de ton coup!



New teachers and new pupils at STS.

- . Sarah Moon is a dancer. She is thin, she has got long, straight brown hair and blue eyes.
- . Patrick Cunningham isn't very thin but he isn't chubby. He has got a round face and short brown hair.
- . Jennifer MacNamara has got curly hair and glasses.
- . Mary Paul is between the new sports teacher, Gary Port, and Jak Timins.
- . Jennifer MacNamara is next to her little brother Franck.
- . Benny Montgomery is small and he is next to the new English teacher: Ms Liz Mornay.
- . The man behind Jennifer is Andrew Spencer, the new IT teacher. He is tall with a square face.
- . Aidan Brown isn't next to Alwena Jarrett.

Rappel!



a. *between*



b. *in front of*



c. *next to*



d. *behind*

Note ici tes réponses

n°.....: Alwena Jarrett

n°.....: Jak Timins

n°.....: Jennifer MacNamara

n°.....: Franck MacNamara

n°.....: Mary Paul

n°.....: Patrick Cunningham

n°.....: Liz Mornay

n°.....: Benny Montgomery

n°.....: Gary Port

n°.....: Sarah Moon



n°.....: Aidan Brown



n°.....: Andrew Spencer

Correction de l& compréhension écrite (exercice précédent)

- | | | |
|---------------------------|---------------------------|-----------------------|
| n° 5.: Alwena Jarrett | n° 11.: Mary Paul | n° 10.: Gary Port |
| n° 12.: Jak Timins | n° 4.: Patrick Cunningham | n° 8.: Sarah Moon |
| n° 2.: Jennifer MacNamara | n° 7.: Liz Mornay | n° 1.: Aidan Brown |
| n° 3.: Franck MacNamara | n° 6.: Benny Montgomery | n° 9.: Andrew Spencer |

2. Connaissant la correction, relis la description des membres de la photo de classe et devine le sens de ces mots suivants, puis mémorise le!

	
1. short	
2. long	
3. straight	
4. curly	
5. face	

	
6. small	
7. thin	
8. chubby	
9. round	
10. square	

Correction : 1. court - 2. long - 3. lisse (raide) - 4. bouclé - 5. visage - 6. petit - 7. maigre - 8. potelé (« bouboule ») - 9. round - 10. carré

Anglais / 502 – 504 / Décrire un super héros /Entraînement Séance 3

3. Il est ou Il a ? ... Ne confonds pas Be et Have quand tu décris un personnage

Be (He is, She is)	Have (He has, She has)
<ul style="list-style-type: none"> la taille la corpulence (mince, gros) l'apparence (beauté) ... 	<ul style="list-style-type: none"> les yeux les cheveux un sourire des lunettes un costume des enfants ...

a. Complète avec Be ou Have (got) convenablement conjugués

Gru _____ very big and he _____ three daughters. He _____ handsome. I think he _____ ugly! He _____ a long nose and he _____ totally bald. On the contrary, his brother, Dru, _____ quite good-looking : he _____ medium long straight blond hair !





Correction: Gru is very big and he has three daughters. He is handsome. I think he is ugly! He has a long nose and he is totally bald. On the contrary, his brother, Dru is quite good-looking : he has medium long straight blond hair

4. Rappel : comment décrire les cheveux ?!?

- Pour bien décrire les cheveux on doit préciser 3 informations :
 - La longueur : • short • medium-long • long
 - Le type : • frizzy • curly (bouclé) • wavy (qui ondule) • straight (lisse)
 - La couleur : • grey • blond • red (roux) • (light brown) • brown • (dark brown) • black
- △ On donne ces 3 informations dans un ordre particulier ① Longueur ② Type ③ Couleur (Astuce pour se souvenir de cet ordre, on peut retenir la phrase Le Type de Cheveux !)

► Pour chacun de ces élèves décris leurs cheveux

- Alan has got _____ hair.
- Betty _____ .
- Chloe _____ .



Correction: a. Alan has got short curly blonde hair. b. Betty has got medium-long curly red hair. c. Chloe has got long straight black hair

1. Comment décrire physiquement un super-héros ?

► Lis ces descriptions physiques des super-héros, et complète la fiche avec les mots en **gras** dans la liste fournie.

Mr Incredible is **tall** and quite **handsome** (or **good-looking**). His wife, Mrs Incredible - aka Elastigirl - is **of medium height**. Their daughter, Violet, is **slim** and **pretty**. Their younger son is called Jack-Jack. He is quite **tiny** and **bald**!

They fight two villains, Syndrome and Mirage. Syndrome has long **red hair**, a pale skin, and **a square face with freckles**. Mirage has big blue eyes and long straight blond hair ... she is really **beautiful**, but she is very **thin**!

The Incredibles can get some help from their two friends, Edna and Frozone. Frozone is a super-hero, and he is really **cool** : he can freeze ice!! Edna is a fashion designer, but, she is not good-looking at all ... she is quite **ugly**! ... she has got medium-long dark brown hair and **a round face**. She has big black **round glasses** and **a big nose**!

PHYSICAL DESCRIPTION

HEIGHT:

- **small**
- **tall**
- **tiny** (= so small)
- (She is) **of medium height** /ait/

BUILD:

(la corpulence, comment on est bâti)

- **fat**
- **plump = chubby**
- **slim**
- **thin** (= too slim)

LOOKS: (l'apparence)

- **handsome** (for men only) / **beautiful** (for women only)
- **awful = ugly**
- **good-looking**
- **pretty**

OTHERS: (divers)

- **bald**
- **a square face** ≠ **a round face**
- **a big nose**
- **a dark skin**
- **glasses**
- **freckles** (tâches de rousseur)

2. As-tu une super mémoire?

► Mémorise ce vocabulaire par cœur!!
(idéalement, en recopiant au brouillon chaque mot 10 fois)

The grid contains the following numbered boxes for descriptions:

- Height (left column):** 1., 2., 3., 4.
- Looks (right column):** 9., 10., 11., 12.
- Build (bottom row, left):** 5., 6., 6., 7.
- Looks (bottom row, right):** 8., 13., 13., 15., 16., 17., 18.
- Other boxes:** 14., 19., 20., 21.

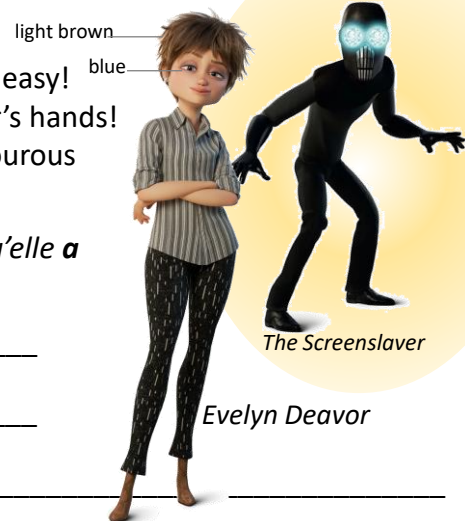
Correction : 1. tall - 2. of medium height - 3. small - 4. tiny (= minuscule) - 5. fat (= gros, gras) - 6. chubby, plump (= potelé, bien en chair, « bouffole ») - 7. slim (= mince) - 8. thin (= maigre, c'est-à-dire « trop mince ») - 9. handsome (= beau) - 10. good-looking (= « beau gosse ») - 11. beautiful - 12. pretty (= jolie) - 13. ugly, awful (= moche, laid(e), affreux/se) - 14. bald - 15. red hair - 16. freckles - 17. glasses - 18. a big nose - 19. a dark skin (= la peau foncée) - 20. a square face (= carré) - 21. a round face (= rond)

2. Décris Evelyn Deavor, la méchante dans *The Incredibles 2*

SPOILER !! In *The Incredibles 2*, you think the villain is The Screenslaver ? Too easy! ... you're wrong! The Screenslaver is only a puppet (=marionnette) in Evelyn Deavor's hands! She looks friendly and caring but don't be a fool (=un imbécile) she is treacherous and a true mastermind!

△ Choisis bien les verbes **be** et **have**, selon que c'est *ce qu'elle est* ou *ce qu'elle a* ... et comme toujours, fais des phrases complètes!

- (de taille moyenne) _____
- (mince) _____
- (yeux) _____
- (cheveux) _____
- (Donne ton avis sur sa beauté) _____
- (Dis si tu l'aimes ... ou pas) _____



Correction : Evelyn Deavor is of medium height. She is slim. She has got big blue eyes. She has got short straight (light) brown hair. She is quite pretty. I (don't) like her!

Anglais / 502 – 504 / Décrire un super héros / Articles et 1^{ère} tâche finale

Séance 5

1. En décrivant tes super-héros en utilise le bon article, *défini* ou *indéfini*

- Tu utilises un article défini pour désigner un objet en particulier. En anglais, c'est :
 - **the** = le, la ou les, ex. : Edna is **the woman** in black. Frozone is **the cool man** in blue.
- Tu utilises un article indéfini pour désigner une catégorie d'objet, mais sans en pointer un en particulier. En anglais il y a :
 - **a** = un ou une
(△ **a** devient **an** quand il est suivi par un nom qui commence par une voyelle, ex. : **an** apple)
 - **∅** (c'est du vide, on l'appelle « l'article zéro ») = **des**, devant un nom pluriel, ex. : She has got **∅** glasses

b Complète les phrases avec le bon article : **a**, **an** ou **the**

Look at ... picture. This is Gru's family. His wife, Lucy, is ... athletic woman. She has ... funny nose. She is ... woman in ... blue coat. She is ... agent. She is ... mother of three little girls: in ... picture, Margot is ... girl with glasses, Edith has got ... hat and Agnes is ... little girl in the middle. ... man with blond hair is Gru's twin brother Dru. Can you see Mel on the left? He is ... leader of the Minions.



Correction : the picture / an (the OK) athletic woman / a funny nose / the woman in the blue coat / an agent / a mother (= elle est mère de 3 petites filles ... difficile) / the picture / the girl / a hat / a girl / the little girl / The man / the leader

c Complète cette description d'Edna Mode avec : **a**, **an** ou **∅** (l'article zéro)

Edna Mode is ___ eccentric fashion designer, but she is not exactly ___ top model. She has got ___ funny round face with ___ big nose. She has got ___ brown eyes with ___ big round glasses. She is small and chubby. She has got ___ black dress and ___ orange tee-shirt with ___ black shoes. Has she got ___ superpowers? No, she hasn't got ___ superpowers.

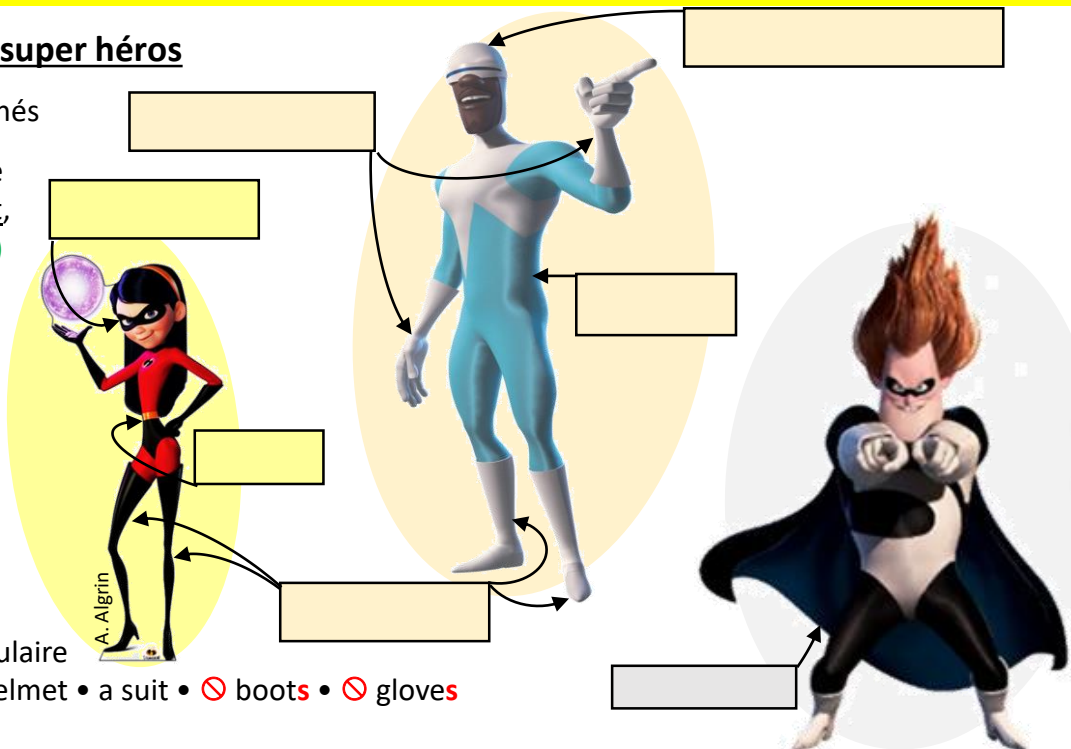
Correction : an eccentric fashion designer / a top model / a funny round face / a big nose / brown eyes / big round glasses / a black dress / an orange tee-shirt / black shoes / superpowers / superpowers / superpowers



2. Décrire les costumes de super héros

a. Complète avec les mot soulignés

- Frozone has a white and blue outfit. He has a white helmet, a white and blue suit (/sout/) with white gloves and white boots.
- Violet has a black mask and a red and black suit with a yellow belt and very high boots.
- Syndrome has a black cape.



b. Mémorise ce nouveau vocabulaire

- a mask • a belt • a cape • a helmet • a suit • ~~boots~~ • ~~gloves~~

3. Maintenant à toi de jouer! écris Syndrome physiquement dans les moindres détails!

△ Choisis bien le verbe que tu utilises, *be* ou *have* ...

Et conjugue les comme il faut!

Name : ① _____

Physical description :


- ② _____
- ③ _____
- ④ _____
- ⑤ _____
- ⑥ _____

Costume

- ⑦ _____
- ⑧ _____
- ⑨ _____

Your opinion about Syndrome

- ⑩ _____



Correction : ① His name is Syndrome. ② He has long wavy red hair. ③ He has (mean) black eyes (with a black mask). ④ He has a small round nose (I mean ... a pig's nose) and freckles. ⑤ He is of medium height (=quite tall). ⑥ He is plump (=chubby), (he isn't slim). ⑦ He has a black and white suit (... like a cow skin). ⑧ He has white gloves. ⑨ He long a black cape. ⑩ I think he is ugly (=awful). I don't like him!